

# EXPEDITION PHOTOGRAPHY

WHERE GEOGRAPHY & PHOTOGRAPHY MEET

Discover the Planet's  
Most Amazing Places

Aim & Create

Return With Your  
Best Photos Ever



**WITH**

National Geographic  
Photographers

Onboard Photo Instructors

Fellow Photographers



Lindblad  
Expeditions



NATIONAL  
GEOGRAPHIC™

**THE DIFFERENCE BETWEEN MAGIC  
HOUR AND MAGIC ALWAYS.**





*Cover: Guests exploring via expedition landing craft encounter a jumping dolphin in the Sea of Cortez. © Sven-Olof Lindblad.  
This page: Photographer capturing a breaking wave, Sea of Cortez, Baja California. Photo by National Geographic photographer, Ralph Lee Hopkins.*

**“It’s phenomenal ... and it’s thanks to Sven’s unique advocacy that we can be out here doing this work and make these photo ops possible for our guests.”**

—RALPH LEE HOPKINS, DIRECTOR OF EXPEDITION PHOTOGRAPHY

# SVEN-OLOF LINDBLAD FOUNDER, SHOOTER

Sven Lindblad learned the business from his father, Lars-Eric Lindblad, who founded Lindblad Travel in 1958, and pioneered expedition travel. Before following in his father’s footsteps, however, Sven spent his formative years in Africa as a professional photographer. He shot for magazines, worked on documentary films, and published several books with Rizzoli. His personal passion for photography is integral to the company’s character, and it is the impetus behind our exclusive Expedition Photography program. From the beginning, Sven and the other photographers aboard our expedition ships, captured the essence of our expeditions in images. Since 1976, the photos, and later the videos, featured in our brochures and on our website have been shot by the photographers and videographers who work aboard our ships. Sven’s shots—from ongoing visits to Galápagos, Alaska, Antarctica, Baja, South Pacific, and more with his family and friends—are often featured in our communications, proving definitively that once a photographer, always a photographer.

» SVEN IS ACTIVE ON INSTAGRAM. TO SEE THE IMAGES HE POSTS, FOLLOW HIM ON INSTAGRAM @ SOLINDBLAD





*Clockwise from top left: Giant tortoise, Galápagos; African elephants, Kenya; Beqa Island firewalkers, Fiji; Penguins, Antarctica. Photos by Sven Lindblad.*

# THE HIGH ARCTIC





**“A photo instructor once remarked that the best way to get better pictures is to shoot better subjects, and Lindblad Expeditions has taken me to some amazing places... To paraphrase an old Army slogan: we see more before breakfast than most people see the entire day. Everyone views the world differently. I have learned a lot by observing what both the onboard instructors and the other guests are photographing, and by comparing pictures with them during the trip.”**

—BRUCE FRYXELL, MULTI-DESTINATION GUEST



*Above: Bruce Fryxell's shot, Polar bear on ice floe, Svalbard, Norway. Left: Polar bear, Arctic Svalbard. Photo by National Geographic photographer Paul Nicklen.*





# SHOOT WITH THE WORLD'S TOP PROS


The same pros who astound the world each month in the pages of NATIONAL GEOGRAPHIC magazine are on every departure aboard *National Geographic Explorer* and *National Geographic Orion*, and on select departures fleet-wide. This gives traveler-photographers unprecedented access to the acknowledged best: **National Geographic photographers.**

They explore with us because of the remarkable regions we visit worldwide, and because they're excited to share both the expedition experience and their skills with photo enthusiasts of all levels.

**At your side on deck and in field situations, they provide inspiration, advice and tips gleaned over the course of significant careers.** They also offer informative onboard presentations, and supportive critiques. And some even conduct "On Assignment" practices to give guests insight into how they approach their NATIONAL GEOGRAPHIC magazine assignments.

Well-traveled, engaging individuals, these National Geographic photographers have a wealth of interesting anecdotes about their magazine stories and subjects to share over drinks or dinner. And nothing boosts your confidence like shooting alongside a published **pro—knowing that you're aiming at the same polar bear, penguin, or incredible vista, and getting the same awesome shot.**


Join us aboard *National Geographic Explorer* or *Orion* and share the adventure with a National Geographer photographer anywhere you choose to explore.



Left: Guests experience an incredible photo op with a curious polar bear off the bow of the *National Geographic Explorer*. Photo by Ralph Lee Hopkins. Clockwise from top: National Geographic photographers Annie Griffiths, Bob Krist, Flip Nicklin, Jay Dickman, Ralph Lee Hopkins.




» LEARN MORE ABOUT THE NATIONAL GEOGRAPHIC PHOTOGRAPHERS  
ABOARD OUR FLAGSHIPS THIS SEASON AT [EXPEDITIONS.COM/NGPS](https://www.expeditions.com/ngps)



# ICONIC ALASKA





**“It’s as if the crew, the captain, have cued the bears or cued the whales. We all laughed about how it was one of those incredible, magical experiences that I don’t think could be replicated. When I think of Alaska and my expectations, I’d have to say it went way beyond...**



**I expected to see some glacier calving but not one after another after another. I expected to see a bald eagle but not in abundance. I wanted to photograph humpback whales and once again it has been taken to the next level. We got to observe humpback whales bubble-net feeding, for as long as they were there, and that was an absolute dream. This has been way beyond what I thought it would be...”**

—KEN CARLSON, ALASKA GUEST

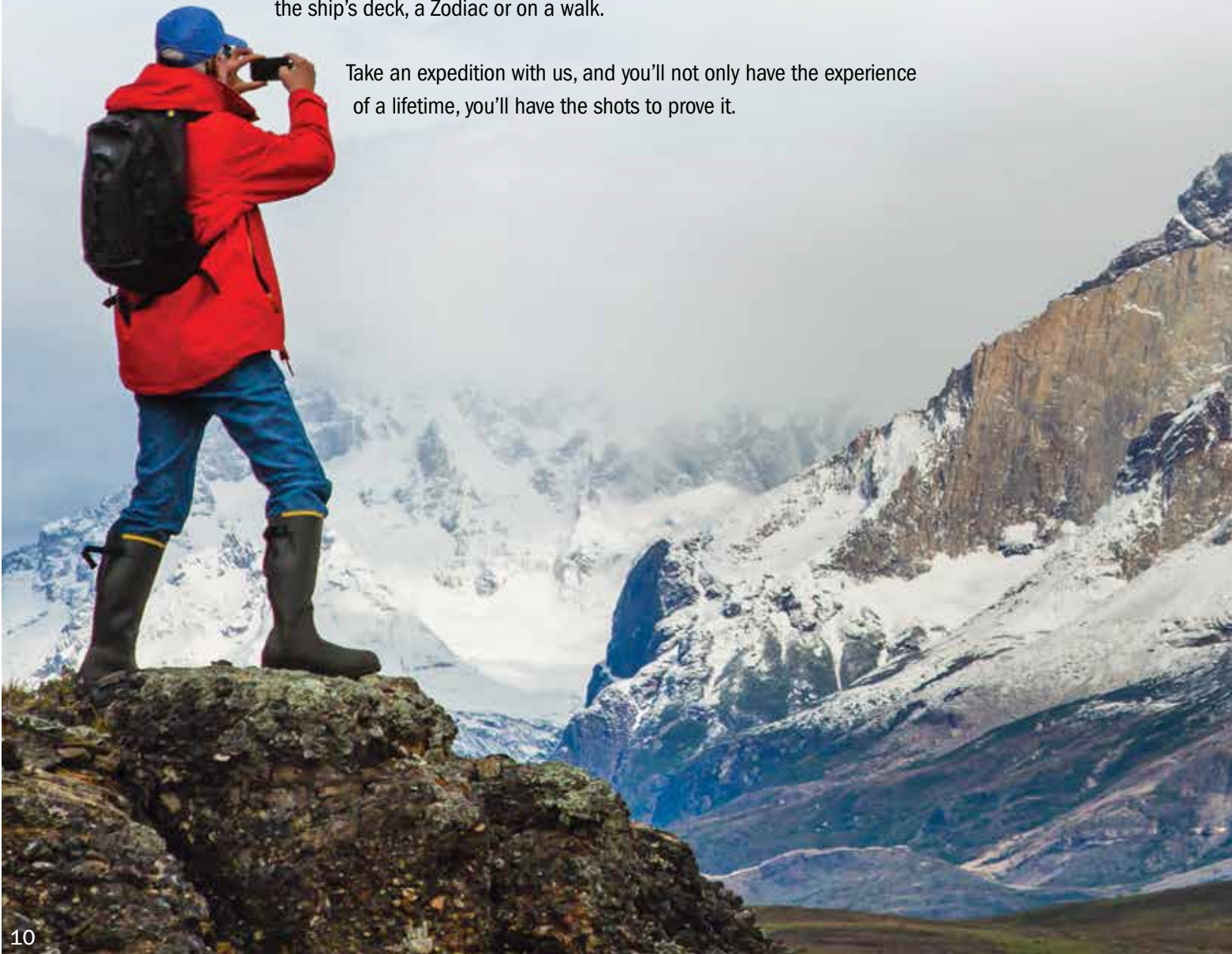
*Above: Ken Carlson's shot, Misty Alaska, Pavlof Harbor, Southeast Alaska. Left: Humpback whales bubble-net feeding. Photo by National Geographic photographer Kevin Schafer.*

# IMPROVE YOUR SKILLS ONBOARD INSTRUCTORS

Board any ship in our fleet and you'll have a knowledgeable, engaging **Lindblad-National Geographic certified photo instructor at your side, and at your service.** These veteran naturalists are specially trained to assist you with your camera model and settings, the basic elements of framing, composition and lighting; and to provide shooting tips in the field to ensure that you return home with fantastic photos.

Unlike a photography class or workshop, an expedition is a highly dynamic environment, where an incredible sighting can occur at any moment. **So, the fact that your photo instructor is also a skilled naturalist is invaluable.** He or she can help you better understand the wildlife, so you can be at the right place at the right time to capture amazing behavior—whether you're shooting from the ship's deck, a Zodiac or on a walk.

Take an expedition with us, and you'll not only have the experience of a lifetime, you'll have the shots to prove it.



**“Our expeditions are perfect environments for people traveling together who have different interests. Often non-photographer companions used to accuse photographers of “hiding inside their viewfinders.” Now, it’s apparent to everyone that through photography people are able to be “present” in these inspiring geographies in a profound way. To shoot great photos you have to learn, observe and really see. A camera is a great tool for living in the moment. And for photographers’ companions—there’s a world of possibilities and activities every day aboard all of our expeditions.”**

—RALPH LEE HOPKINS, DIRECTOR OF EXPEDITION PHOTOGRAPHY,  
NATIONAL GEOGRAPHIC PHOTOGRAPHER




*A Lindblad-National Geographic certified photo instructor helps a guest set up a shot.*



*Torres Del Paine National Park, Patagonia. Photo by National Geographic photographer, Ralph Lee Hopkins.*

# UNIQUE GALÁPAGOS





**“I wasn’t sure if I’d enjoy Lindblad’s Photo Expeditions, thinking it would be intimidating. But once we did our first in 2005 to the Galápagos, we haven’t looked back, now choosing to only book Photo Expeditions. We see the value in exploring and experiencing wildlife with professional instructors who put us in the right places, at the right time of day to capture the best images in the best lighting situations. I have participated in anonymous group critiques which were fun and informative. And I love the laptop gallery events, because we learn so much more from seeing the other guests’ images in addition to the professionals.”**



—LINDA KLIPP, MULTI-DESTINATION GUEST

*Above: Linda Klipp’s shot, Marine iguanas on the beach, Cerro Dragon, Santa Cruz Island, Galápagos. Left: An up-close undersea encounter with a marine iguana, the world’s only swimming lizard. Photo by certified photo instructor, Michael S. Nolan.*

# PERFECT SITUATIONS PLUS ONBOARD EVENTS

In addition to at-your-side-and-at-your-service inspiration and instruction, our Expedition Photography program also provides informative onboard presentations, “on assignment” practices, plus helpful one-on-one critiques, laptop gallery events and more. Guests improve their confidence and skills—a benefit that lasts even longer than their memory cards—and return home with extraordinary images.





**“An expedition is a dynamic environment, presenting photographers of all skill levels with all kinds of shooting situations. It’s these kinds of differently challenging situations that make expedition photography so rewarding.”**

—MIKE NOLAN, LINDBLAD-NATIONAL GEOGRAPHIC CERTIFIED PHOTO INSTRUCTOR



*Left: Baja California, Among the the gray whales in Bahia Magdalena.  
This page: laptop gallery session aboard National Geographic Explorer.*





*This photo, "Circle of Love" by Jill Wharton, is the winner of the 2013 Photo Contest, sponsored by the former Orion Expeditions (now Lindblad Expeditions). Taken at Camp Leakey, Borneo, this accomplished entry was captioned: "This orangutan mother had fashioned an umbrella of leaves to protect."*

**“In places like Baja, Alaska, Antarctica and the Arctic, the light is just spectacular at specific times of the day. And on a Photo Expedition, we’re there for it. We arrange dawn landings to catch early morning light, and linger at golden hour to make the most of this unique lighting situation. Whether we’re out on a Zodiac cruise looking for wildlife or on a walk looking for scenic ops, because we’re on a Photo Expedition, you have the luxury of time to get your shot. And the ship will stop, hold and allow us to capture all the spontaneous moments along the way.”**

—RALPH LEE HOPKINS, DIRECTOR OF EXPEDITION PHOTOGRAPHY, NATIONAL GEOGRAPHIC PHOTOGRAPHER



*Teaching moment, Sea of Cortez. Photo by National Geographic photographer, Ralph Lee Hopkins.*



# IMMERSE YOURSELF IN A PHOTO EXPEDITION

Imagine traveling to a geography you've always wanted to explore, with 360° photo ops, perfect light, someone at your elbow to give you the tip you need when you need it, all the time you want to get your shots right, and **an engaging group of people who share your passion**. That's what our Photo Expeditions give you—whether you're a beginner, advanced hobbyist, or serious shooter.

**Photo Expeditions are select departures in remarkable geographies, designed by photographers, for photographers.** You travel accompanied by our certified photo instructors and National Geographic photographers for assistance, instruction, tech support and tips. They often also include instruction in Lightbox or Adobe Photoshop.

They featuring outings timed to take advantage of the best light, and to maximize up-close wildlife encounters—aboard Zodiacs or on trail walks. **They also include unique onboard 'share and learn' opportunities like photo clinics, one-to-one critiques and engaging 'laptop gallery' events** to see each other's shots, in addition to informative presentations.


Join us on a Photo Expedition and we assure you'll have the time of your life, capture amazing images, and return home a better, more confident photographer.

» FIND OUR SCHEDULE OF PHOTO EXPEDITION DATES AT [EXPEDITIONS.COM/PHOTOEX](https://www.nationalgeographic.com/expeditions/photoexp)



# MAJESTIC ANTARCTICA





**“I began traveling with Lindblad in the early nineties and have continued to this day. I met my wife on an Antarctic cruise in 2000. I have learned the art of photography from the wonderful National Geographic shooters including Ralph Hopkins, Paul Nicklen, Flip Nicklin, and a host of others. Specifically, the lessons of lighting and movement were paramount. We were always able to get to where we needed to be no matter how early or late in the day.”**



—ABE ORDOVER, MULTI-DESTINATION GUEST

*Above: Abe Ordover's shot, Sea arch, Antarctic peninsula; Left: Guests explore by Zodiac, Booth Island, Antarctica by Zodiac. Photo by certified photo instructor, Michael S. Nolan.*







**“My husband is the photographer, but I benefited from the trip as well, insofar as there was expertise offered for both my iPhone and my point & shoot camera. The sights were glorious, so I was very pleased to get “my own” pictures to remember the trip. The panoramas were especially good with the iPhone, a feature I had not used before. The trip was well done, even for a non-photographer such as I.”**



—KATE WAGNER, GUEST

*Above: Kate Wagner's iPhone shot, Baja California.*

*Left: Photographers catching golden hour light. Photo by unknown shooter.*

# BEAUTIFUL BAJA

---




**“In our retired life my wife and I have become avid wildlife photographers and Lindblad Expedition’s Photography Program has been an outstanding platform to develop and hone our photography skills. Having the opportunity to travel with and receive one-on-one instruction from Lindblad’s highly accomplished instructors and National Geographic photographers has pushed us rapidly up the photography experience curve. Equally beneficial is traveling with and learning from the photographer guests, many of whom we now call friends and traveling buddies.”**



—BILL KLIPP, MULTI-DESTINATION GUEST

*Above: Bill Klipp’s shot, bottlenose dolphin at sunrise, Sea of Cortez, Baja California;  
Left: Pod of long-beaked common dolphins, skim the surface, Baja. Photo by National Geographic photographer, Ralph Lee Hopkins.*

# WILD COSTA RICA & PANAMA





**“Our first Lindblad-National Geographic expedition was to Galápagos in 2007, with our 7th this past July... Several factors drove our choices: the consistently outstanding quality of the staff, particularly the professional cast of naturalists. For us, however, it’s the photography. The Lindblad-Nat Geo partnership is a magnetic attraction for many. The photographic staff manages to deal with us with outstanding effort and sensitivity. These are wonderful opportunities to interact with the photographers, learn what drives their craft, and how they apply their skills and experience...”**



—GARY PAIGE, MULTI-DESTINATION GUEST

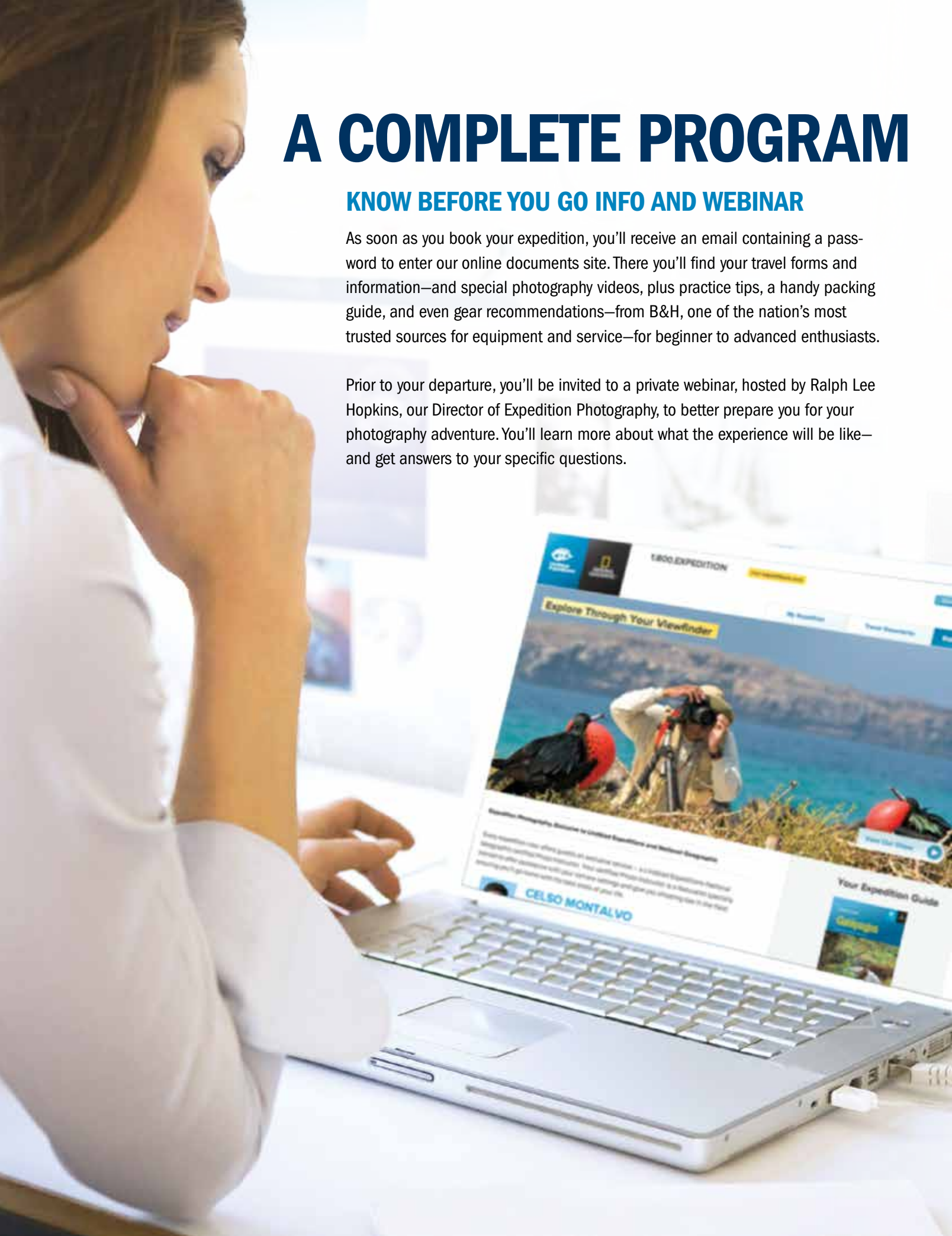
*Above: Sunset in Monteverde Cloud Forest, Costa Rica by Gary Paige. Left: Naturalist and guest, Corcovado National Park, Costa Rica. Photo by National Geographic photographer, Ralph Lee Hopkins.*

# A COMPLETE PROGRAM

## KNOW BEFORE YOU GO INFO AND WEBINAR

As soon as you book your expedition, you'll receive an email containing a password to enter our online documents site. There you'll find your travel forms and information—and special photography videos, plus practice tips, a handy packing guide, and even gear recommendations—from B&H, one of the nation's most trusted sources for equipment and service—for beginner to advanced enthusiasts.

Prior to your departure, you'll be invited to a private webinar, hosted by Ralph Lee Hopkins, our Director of Expedition Photography, to better prepare you for your photography adventure. You'll learn more about what the experience will be like—and get answers to your specific questions.





## SHARE THE EXPERIENCE, SHARE THE PHOTOS

Expedition photography is infectious. Guests who've never thought of themselves as photographers get caught up in the fun of 'aim & create.' According to our guests, from newbies to advanced shooters, the shared experience that happens in the field and onboard the ship is the best part—and it doesn't end with the expedition. Join our vibrant expedition community on Facebook, or share your images in other ways—it's part of the joy of making them.



Questions about Expedition Photography? Call our knowledgeable Expedition Specialists for answers **1.800.397.3348**.

Reservation Hours:

Monday - Friday 9am - 8pm ET

Saturday & Sunday 10am - 5pm ET



Smart gear recommendations. Stellar shipping and customer service. The latest in gear to try out on location, plus Lightroom and Photoshop instruction on select departures. These and more reasons are why Lindblad Expeditions-National Geographic has teamed up with renowned retailer B&H for our Expedition Photography program. Check out teaching videos from our recent 3-day photography event with B&H at [www.optic2015.com](http://www.optic2015.com). As a guest, be sure to access special gear recommendations and packages. Call an expedition specialist for more details.



## WINNER OF TOP TRAVEL AWARDS EVERY YEAR

- » Conde Nast Traveler's Readers' Choice Award—Top Small Ship Cruise Lines, 2015, 2014
- » The Tourism Cares Travel Philanthropy Awards: Legacy in Travel Philanthropy, 2015
- » Conde Nast Traveler's 2014 Readers' Poll—Top 20 Small Cruise Ships in the World, 2014
- » Conde Nast Traveler World Savers "Doing it All" Award, 2013
- » Conde Nast Traveler Readers' Choice Award—Top 25 Cruise Lines, 2013
- » Conde Nast Traveler "Gold List", 2013, 2009, 2008, 2007, 2006, 2005
- » Virtuoso "Sustainable Tourism Leadership-Supplier" Award, 2013
- » Travel + Leisure "World's Best" Award for Small-Ship Cruise Lines, 2013, 2012, 2011, 2010, 2009, 2008

» GO TO [WWW.EXPEDITIONS.COM/AWARDS](http://WWW.EXPEDITIONS.COM/AWARDS) FOR AN EXTENDED LIST.

**1.800.EXPEDITION | [WWW.EXPEDITIONS.COM](http://WWW.EXPEDITIONS.COM)**

♻️ Printed on 10% recycled content paper with soy-based inks. We recommend that you pass this along for others to enjoy or recycle.

PHO-046



Lindblad Expeditions and National Geographic have joined forces to further inspire the world through expedition travel. Our collaboration in exploration, research, technology and conservation will provide extraordinary travel experiences and disseminate geographic knowledge around the globe.



Expedition Code: 2PH0FUB6